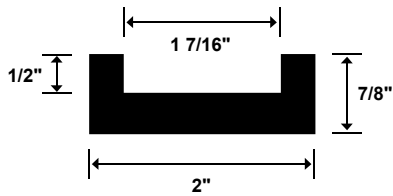


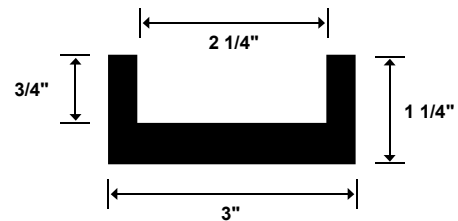
## CHAIN CHANNEL PROFILES

Prolong Chain Life | Reduce Noise | Reduce Power Consumption



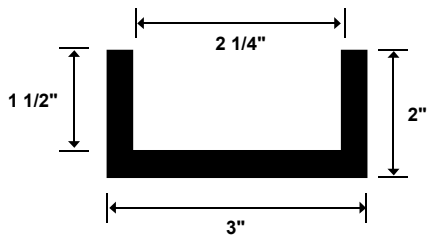
**Redco™ C2060 Channel**

Part #: R-13858



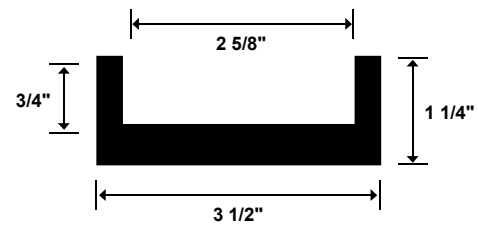
**Redco™ 81X Channel**

Part #: R-5007



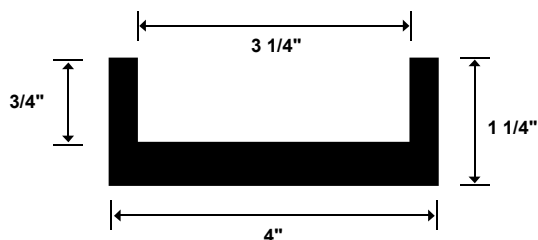
**Redco™ 81X High-Side Channel**

Part #: R-9087



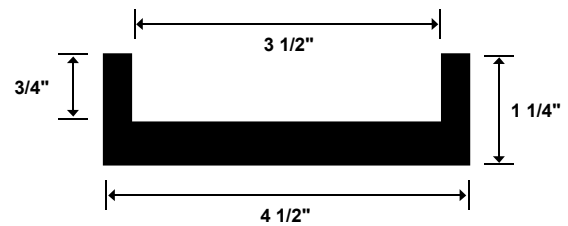
**Redco™ HD-81X Channel**

Part #: R-10576



**Redco™ H78 Channel**

Part #: R-10148



**Redco™ H82 Channel**

H82, WR78HD, WR82

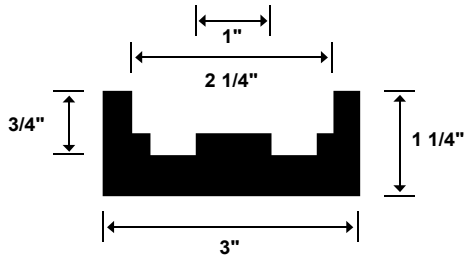
Part #: R-4540

**Channel Stocked in 10' Lengths Standard Color: Yellow**

**Also Available:** Other colors, custom profiles, and specialty grades for excessive wear or high load applications.  
Plug welding, standard fastening hardware, and tools.

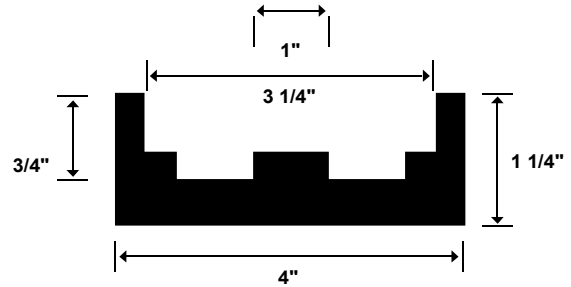
# CHAIN CHANNEL PROFILES

Easy to Install | Lightweight | Custom Sizes Available



**Redco™ 81X E Trak Channel**

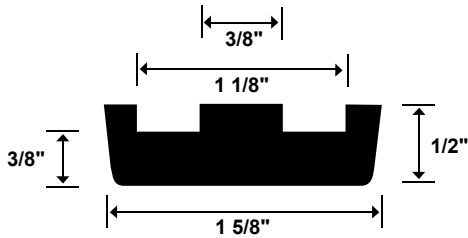
Part #: R-5007-E



**Redco™ 81XHH/C188/H78**

**E Trak Channel**

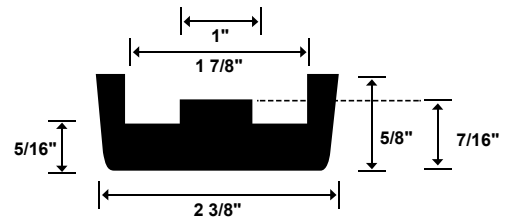
Part #: R-10148-E



**Redco™ C2060**

2" Steel Channel Insert

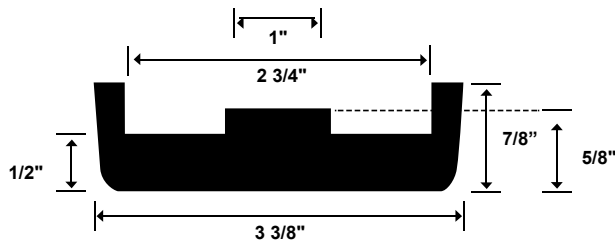
Part #: R-28853



**Redco™ 81X**

3" Steel Channel Insert  
(For 3 x 4.1lb Steel Channel)

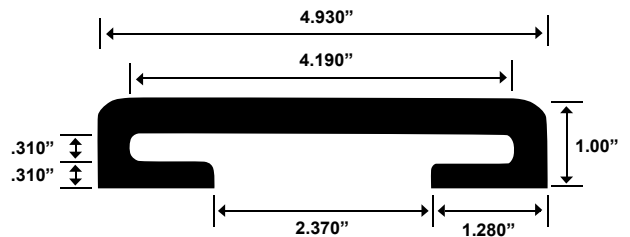
Part #: R-28855



**Redco™ 81XHH**

4" Steel Channel Insert

Part #: R-28857



**Redco™ Flange Cap**

Part #: R-32521

**Custom Profiles Available on Request**

Dimensions are for reference and vary by location.