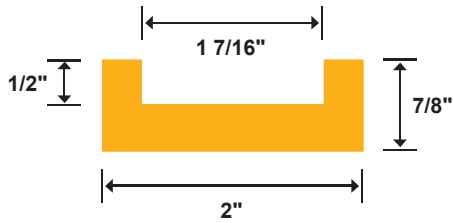
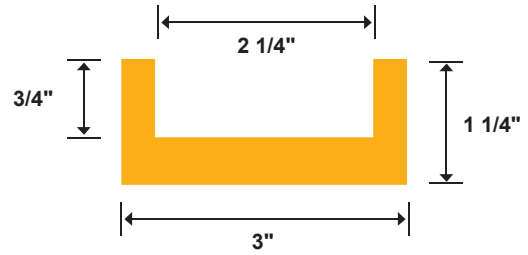


# STANDARD CHANNEL PROFILES

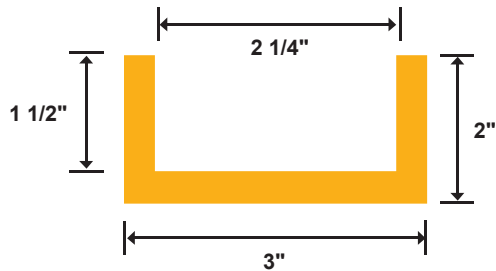
Prolong Chain Life | Reduce Noise | Reduce Power Consumption



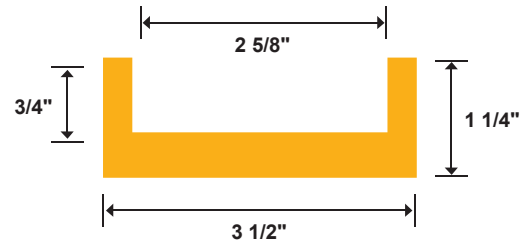
**Redco™ C2060 Channel**  
Part #: R-13858



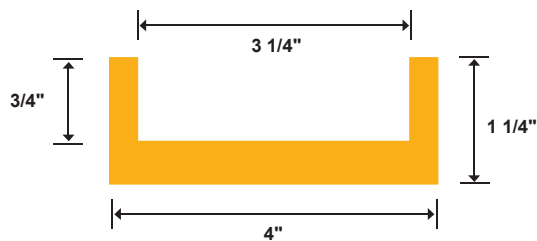
**Redco™ 81X Channel**  
Part #: R-5007



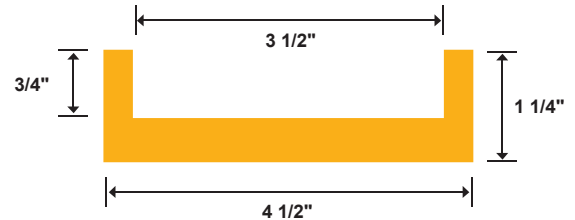
**Redco™ 81X High-Side Channel**  
Part #: R-9087



**Redco™ HD-81X Channel**  
Part #: R-10576



**Redco™ H78 Channel**  
Part #: R-10148

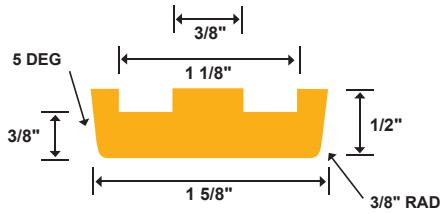


**Redco™ H82 Channel**  
H82, WR78HD, WR82  
Part #: R-4540

Stocked Length of Channel is 10'      Standard Color: Yellow  
Other colors, custom profiles, and specialty grades for excessive wear  
or high load applications are available.

# CUSTOM CHANNEL PROFILES

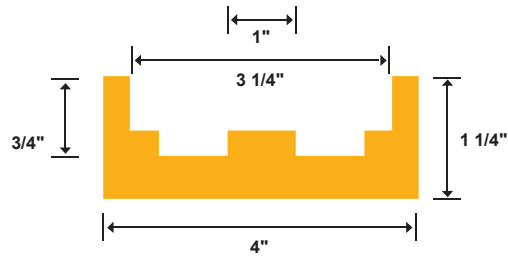
Easy to Install | Lightweight | Custom Sizes Available



## Redco™ C2060

2" Steel Channel Insert

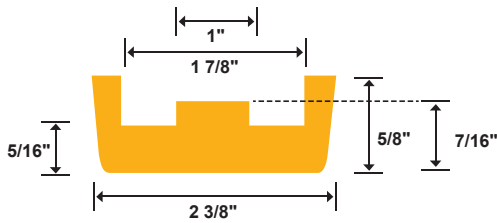
Part #: R-28853



## Redco™ 81XHH/C188/H78

E Trak Channel

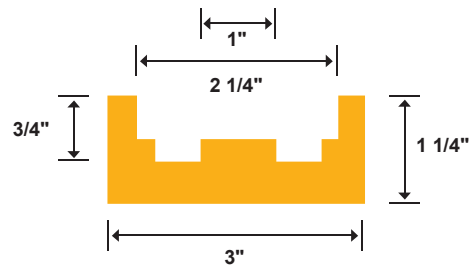
Part #: R-10148-E



## Redco™ 81X

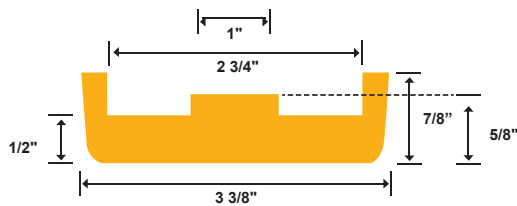
3" Steel Channel Insert  
(For 3 x 4.1lb Steel Channel)

Part #: R-28855



## Redco™ 81X E Trak Channel

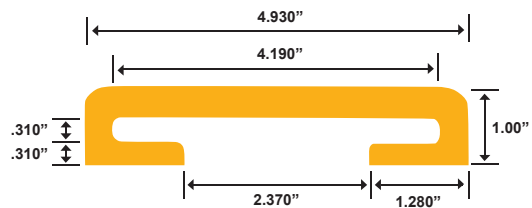
Part #: R-5007-E



## Redco™ 81XHH

4" Steel Channel Insert  
(For 4 x 5.4lb Steel Channel)

Part #: R-28857



## Redco™ Flange Cap

Part #: R-32521

Stocked Length of Channel is 10'      Standard Color: Yellow  
Other colors, custom profiles, and specialty grades for excessive wear  
or high load applications are available.